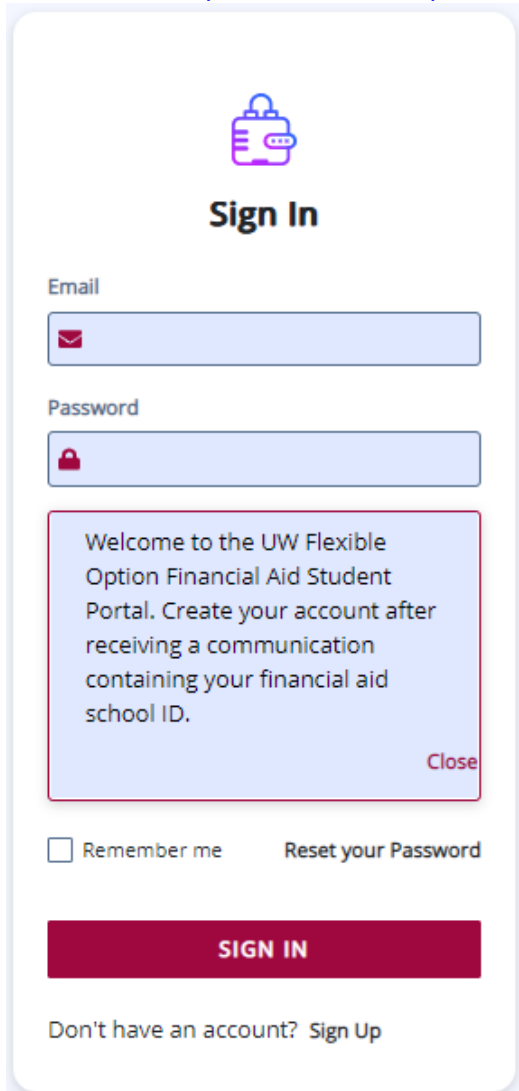



## New UW Flexible Option Financial Aid Student Portal Account Creation

<https://uwexstudentxprod.regenteducation.net/>

Effective 08/23/2021

1. Go to <https://uwexstudentxprod.regenteducation.net/>





### Sign In

Email

Password

Welcome to the UW Flexible Option Financial Aid Student Portal. Create your account after receiving a communication containing your financial aid school ID.

[Close](#)

Remember me    [Reset your Password](#)

**SIGN IN**

Don't have an account? [Sign Up](#)

2. Click "Sign Up" at the bottom of the screen.

## Registration Step 1 of 3: Account Creation




### Sign Up

Please fill out the form below to create your account.


All the information you provide will be kept in strictest confidence. Once you complete setting up your account, you will gain access to the Student Portal.

Email

 Please ensure that this is a valid, permanent email address that you check regularly.


Confirm Email

Password

 Passwords should contain 8-16 characters, include at least one upper case and one lower case letter, and one number or any of the following symbols ! @ \$ % \* ( ) ?. Do not include common words or names.

Confirm Password

Please show you are not a robot

 I'm not a robot   
reCAPTCHA  
Privacy \* Terms

CANCEL

CONTINUE

3. Complete the required fields on Step 1 and click Continue.

## Registration Step 2 of 3: Email Authentication

### Please validate your email

We sent you a confirmation email with a link to activate your account.

Access your email account and click on the link provided in the confirmation email.

Click [here](#) to send a new confirmation email to

- An email will be sent from [noreply@uwexstudentxprod.regenteducation.net](mailto:noreply@uwexstudentxprod.regenteducation.net) to verify your email.

## Verify your email for UWEX StudentX QA Inbox x



**noreply@uwexstudentxqa.regenteducation.net**

3:49 PM (2 minutes ago)



to

Hello,

Follow this link to verify your email address.

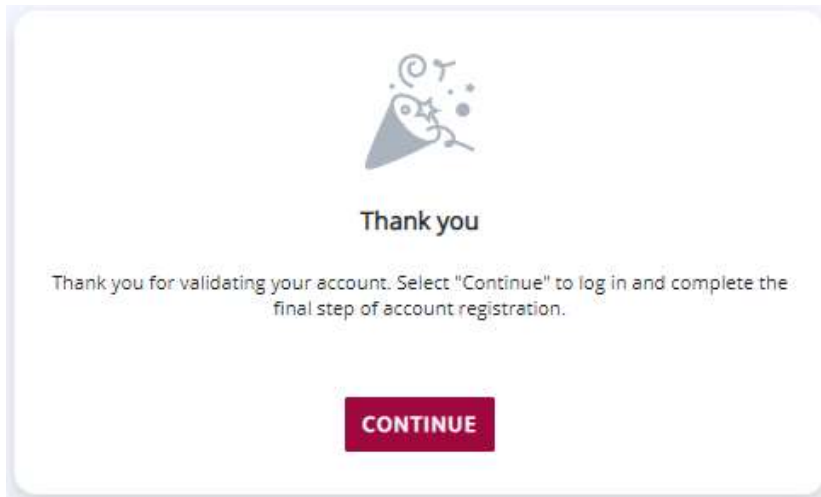
[https://uwexstudentxqa.regenteducation.net/success?mode=verifyEmail&oobCode=PsDnvCdk0cikfViSn\\_8bFxB\\_8AqHtxUe-7BOtg43fcEAAAF7Wwa8gg&apiKey=AlzaSyBpcVAHn1vbQOel4m5YQPiUG0A6XI3Xz2s&lang=en](https://uwexstudentxqa.regenteducation.net/success?mode=verifyEmail&oobCode=PsDnvCdk0cikfViSn_8bFxB_8AqHtxUe-7BOtg43fcEAAAF7Wwa8gg&apiKey=AlzaSyBpcVAHn1vbQOel4m5YQPiUG0A6XI3Xz2s&lang=en)

If you didn't ask to verify this address, you can ignore this email.

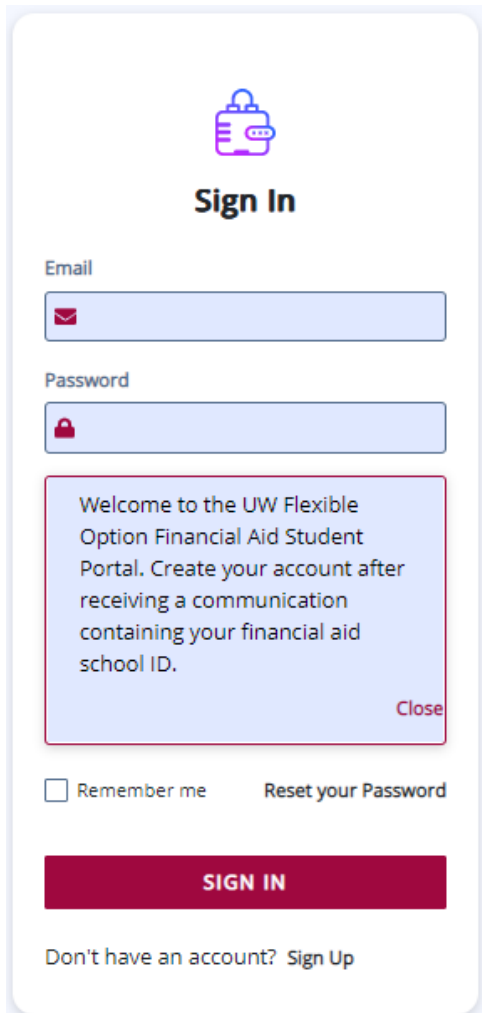
Thanks,

Your UWEX StudentX QA team

- Once you click on the validation link in the email, a new tab will open with a thank you message.



6. Click Continue on the thank you message.



7. Sign in with your newly created log in credentials.

Registration Step 3 of 3: Student Account Validation



## Financial Aid Account

Please complete the following registration form.

School ID

 This is your School ID provided to you by the enrollment or financial aid office.

Last 4 digits of your SSN

Date of Birth (mm/dd/yyyy):



LOGOUT

DONE

8. Enter the required information on Step 3. Your School ID is provided by the Flex Financial Aid office in a “missing information” email or an “award letter” email.
9. Click Done.