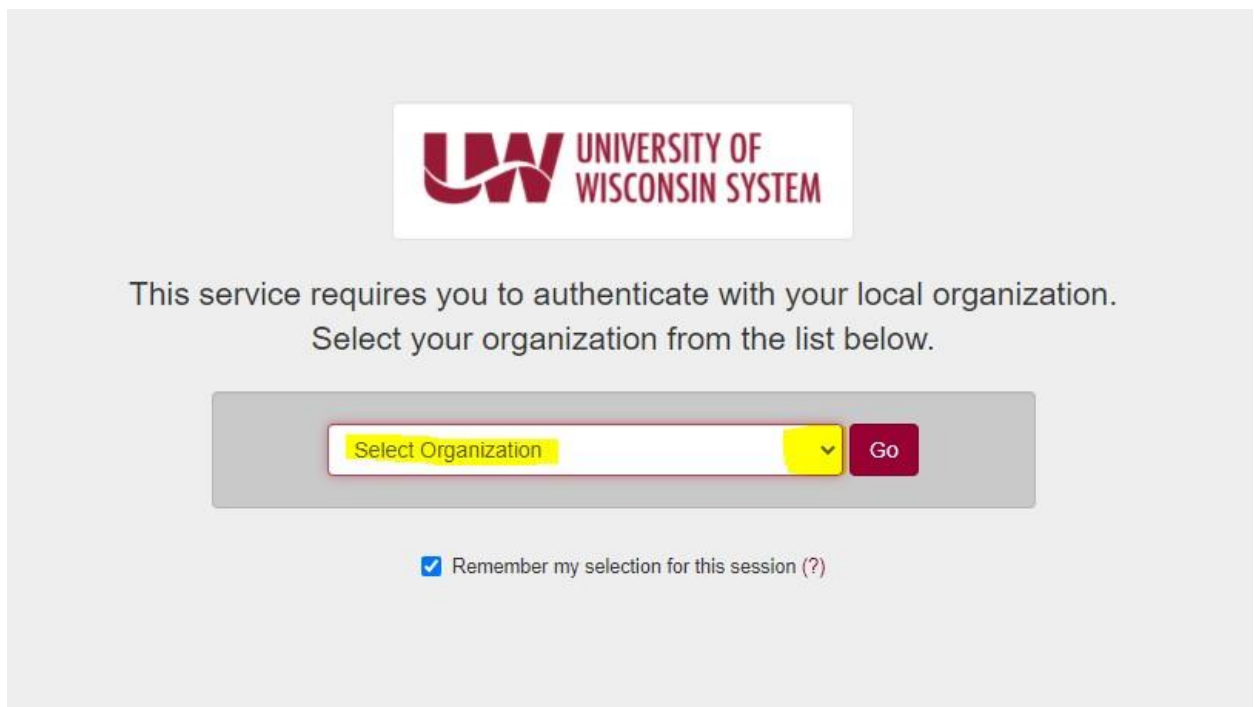



## UW Flexible Option

### Orientation, Part 2 (OP2) Access Instructions

1. Click on the Orientation Part 2 (OP2) self-enrollment link from your Success Coach, via the Success Coach Introduction email. *(You should receive an introduction email from your Success Coach about 7 days after being admitted. Search for the subject line: "Welcome to UW Flexible Option – Success Coach Introduction". Be sure to check your junk mail folder).* Email [ASC@uwex.wisconsin.edu](mailto:ASC@uwex.wisconsin.edu) if you cannot locate the self-enrollment link.
  - a. **TIP:** Try opening an incognito browser if you have any issues accessing OP2. If you are using Google Chrome, you can click Ctrl + Shift + N to open an incognito browser, then copy and paste the OP2 link, and search. To copy and paste the OP2 link from the email, right click and select "copy hyperlink", and then right click and select "paste" (or Ctrl + V) in the search bar in the incognito browser.
2. The OP2 self-enrollment link will prompt you to log into Canvas. Select your **home campus** (i.e. UW-Milwaukee or UW-Parkside) from the drop-down menu. *Do NOT select UW Extension.*





This service requires you to authenticate with your local organization.  
Select your organization from the list below.

☒ Remember my selection for this session (?)

3. **NOTE:** We **strongly recommend** that you un-check the box that says, “Remember my selection for this session”.

UW-EXTENSION

☐ Remember my selection for this session (?)

a.

4. Use the following credentials to log in\* when prompted:

UW-Milwaukee Students	E-Panther ID, Same as your UWM email and password
UW-Parkside Students	SOLAR ID, Same as your UWPKS email and password

**\*Note:** If you have not received instructions for activating your home campus student account or email yet, please notify us at [ASC@uwex.wisconsin.edu](mailto:ASC@uwex.wisconsin.edu). Be sure to check your junk mail folder. *DO NOT login with UW Extension (UWEX.edu) credentials.*

**UW-Milwaukee login screen:**

UNIVERSITY of WISCONSIN  
**UWMILWAUKEE**

1Login

**ePantherID**  
What is my ePantherID?


**Password**  
Forgot Password?

**LOGIN**

Need help?  
Contact the UWM Help Desk  
(414) 229-4040  
toll-free (877) 381-3459  
Request Support

Subject to the UW-System **Acceptable Use Policy**

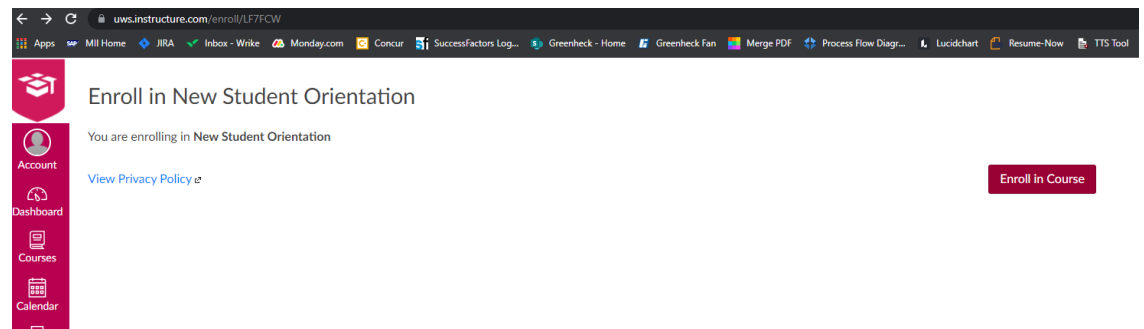
**UW-Parkside login screen:**

 **canvas**  
BY INSTRUCTURE

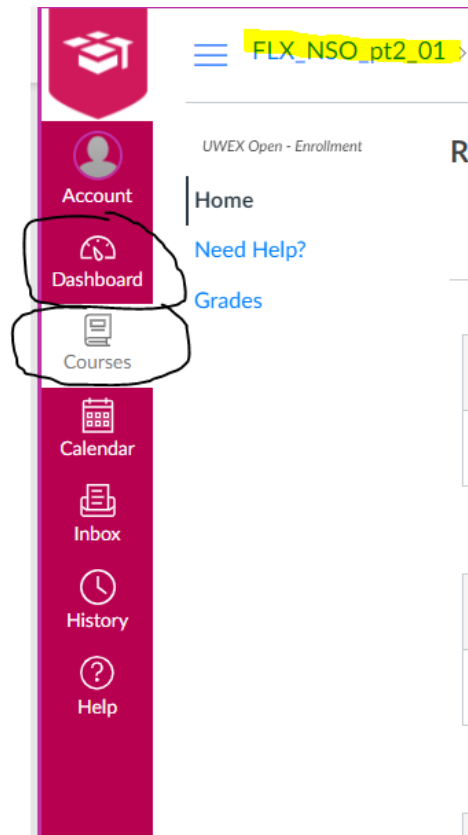
Sign in with your organizational account

**Sign in**

5. When Canvas opens, on the far-right side of the screen, click on the **“Enroll in Course”** button.



- a.
6. Open the UW Flexible Option “New Student Orientation” (OP2) “course” from your dashboard or courses to complete Orientation.



a.